



# *Stock owners' pocket book*



agriculture

Department:  
Agriculture  
REPUBLIC OF SOUTH AFRICA



# *Stock owners' pocket book*

Pretoria, April 2008

---

**DIRECTORATE: ANIMAL AND  
AQUACULTURE PRODUCTION  
DEPARTMENT OF AGRICULTURE**

---

2008

Design and layout by

Directorate Agricultural Information Services  
Department of Agriculture

Obtainable from

Resource Centre  
Directorate Agricultural Information Services  
Private Bag X144, Pretoria, 0001 South Africa

**T**his is the first edition of a handbook that will be revised from time to time to ensure that it remains informative and useful for all stock-owners and keepers.

Although largely a stock register, we have endeavoured to include a range of information that will add value and hopefully ensure that it is used by the broad spectrum of stockowners and keepers in South Africa.

Being able to identify both animals as well as the legal owner, is a key component of any activity involving livestock—and we have therefore included information on basic marking procedure as well as a list of service providers.

In addition, a basic herd/flock management calendar has been included to assist users in planning ahead as far as activities such as breeding seasons, dosing and vaccination programmes and herd/flock husbandry are concerned.

We see this as an interactive management tool—and therefore welcome any suggestions to improve future editions.

For copies of the handbook—or to provide inputs for future editions, please feel free to contact the directorate in the most convenient way.

### Physical address

Directorate: Animal and Aquaculture Production  
1<sup>st</sup> Floor, Delpen Building  
Cor Annie Botha and Union Streets  
Riviera, Pretoria

### Postal address

Private Bag X138  
Pretoria  
0001

Tel: +27 12 319 7662  
Fax: +27 12 319 7570  
E-mail: [PA.DAAP@nda.agric.za](mailto:PA.DAAP@nda.agric.za)  
Web: [www.nda.agric.za](http://www.nda.agric.za)

<b>Personal details</b>		
Name:		
Name of farm:		
Tel:		
Herdsman:		
<b>Livestock</b>		
<b>Species:</b>	<b>Breed:</b>	<b>Registered Mark</b>
Cattle		
Sheep		
Goats		
Equine		
Other		
<b>Information</b>		
<b>Contact persons</b>		
State Veterinarian or AHT		
Farmers Association		
Producer Organisation		
Breeders' Society		
Registrar: Animal Identification	012 319 7611/7431/ 7432/ 7433/7449	
Registrar of Animal Improvement	012 319 7424	
Stock-theft Unit		
Extension officer		





## CONTENTS

Parts on which animals must be marked . . . . .	1
Character sizes. . . . .	2
Shape, pattern and composition . . . . .	2
Where to mark animals . . . . .	3
Marking of registered (stud) animals . . . . .	5
Tattooing. . . . .	6
Marking with a hot iron . . . . .	8
Ear notching for individual animal ID . . . . .	10
Estimating the age of cattle by . . . . .	11
Estimating the age of goats and sheep . . . . .	12
Stock register . . . . .	13
How to register an identification mark . . . . .	71
Contact details . . . . .	72



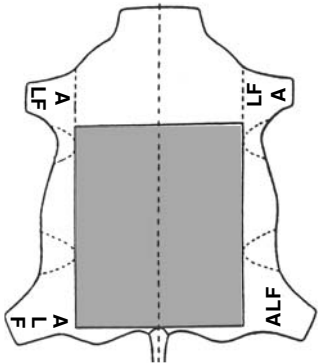
## PARTS ON WHICH ANIMALS MUST BE MARKED

### Cattle

- **Tattooing:** In the left or right ear.
- **Branding:** On any clearly visible part, with the exception of the neck.



- Look at the picture. Put the brand at any place outside the square.
- The **first owner** can put the mark on the left hind leg, the **second owner** can put it on the left shoulder, the **third owner** can put it on the right hind leg and the **fourth owner** on the right shoulder.
- Remember, you can lose money on hides if you mark in the valuable areas.



## Sheep, goats and pigs

- The **first owner** can put the tattoo in the left ear, the **second owner** in the right ear (look at the picture on the next page).

### CHARACTER SIZES

- **Tattoo:** must not be larger than 20 mm at the widest and highest part.
- **Brandmark:** must be between 40 mm and 100 mm at the widest and highest part.

### SHAPE, PATTERN AND COMPOSITION

- An identification mark can consist of one to three letters or symbols (characters).
- A three letter mark can be used in four different ways.
- A two letter mark can be used in two different ways.
- The characters may not touch one another.
- The same mark may be used on cattle or small stock.

# WHERE TO MARK ANIMALS

## Marking cattle

### Tattoo



*From birth to 18 months*

### Brand

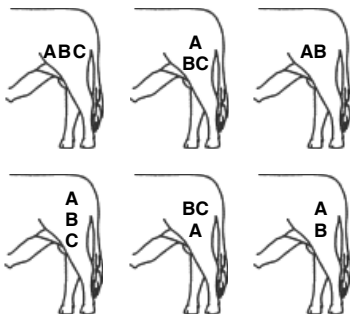


*18 months onwards*

### Equipment



### Example



## Marking sheep, goats and pigs



**First owner tattoos in the right ear**



**Second owner tattoos in the left ear**

### Equipment



### Example



- Pigs, rabbits and other animals can all be tattooed in the ear – using the owner mark.
- If a community has limited funds, a collective mark can be registered.
- In such cases, however, it is important to keep a register and to add a numerical letter for each individual owner.

Owner 1 = AB1; Owner 2 = AB2, etc.

For further information and a brochure – contact:

Ms Z Wolfswinkel

Tel: 012 319 7434

e-mail: zeldaw@nda.agric.za

## **MARKING OF REGISTERED (STUD) ANIMALS**

- Registered animals are marked with marks allocated by the relevant Breeders' Society.
- The Breeders' Society will prescribe the method of marking (branding or tattooing).
- Certificates of registration issued by the Breeders' Society must accompany registered animals sold at public auctions.

# TATTOOING

## Step 1

- Get everything ready before you start tattooing.

## Step 2

- Get someone to help you. The helper must bring the animal closer and hold it firmly.

## Step 3

- Put the characters in the right order and position in the tattoo pliers – according to the certificate of registration.







#### **Step 4**

- Clean the ears before applying the ink – ears have dirt and oil that will prevent the ink from filling the tattoo holes made by the tattooing pliers. Apply the tattoo ink on the clean area to be tattooed.

#### **Step 5**

- Press the tattooing pliers until holes appear on the skin.

#### **Step 6**

- Rub the ink into holes. The tattooing process is complete.

## MARKING WITH A HOT IRON



### Step 1

- Use a separate iron for each character of the mark. It is easier, but not compulsory.

### Step 2

- Get everything ready before you start marking. Make sure that the **sequence** of the registered mark is **correct** according to the certificate of registration. This can be **tested on a piece of wood**.

### Step 3

- Get someone to help you. The helper must bring the animal closer and hold it firmly. It will be easier if you have more than one helper.

### Step 4

- Heat the iron well. When the iron becomes whitish, it is a sign that it is hot enough. You may test the iron on a piece of wood to see if it is hot enough.

## Step 5

- Immobilise the animals with an immobiliser or knee halter so that they do not kick you. The immobilisation of the **voluntary muscles** prevents the animal from moving.

## Step 6

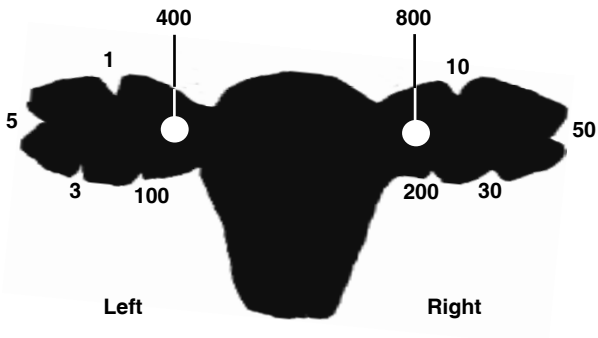
- Take the first iron and put it against the animal's skin for **3 counts**. Do not press. **Count 1,2,3 slowly**. Take off the iron. Take the second iron and do the same with the third. The mark is now complete; clean each iron after use with a steel brush to get rid of the burned skin and hair.

## Step 7

- Make use of **ice to cool down the wound** or spray some cold water onto the animal's skin to cool it down.
- You can also apply wound oil on the wound. Do not wipe it with a cloth and never rub manure on the wound.



# EAR NOTCHING FOR INDIVIDUAL ANIMAL ID



## ESTIMATING THE AGE OF CATTLE

You can estimate the age of cattle by looking at the teeth. Old animals with worn teeth cannot eat well and will lose condition.



**A grade: under 2 years of age (only baby teeth)**



**B grade: 2½ to 3 years old (called a 4 tooth and has 3 to 6 permanent incisors)**



**AB grade: 2 to 2½ years old (1 to 2 permanent incisors)**



**C grade: 4 years old (called a full mouth with more than 6 permanent incisors)**



## ESTIMATING THE AGE OF GOATS AND SHEEP

You can estimate the age of goats and sheep by looking at the teeth. Old animals with worn teeth and broken mouths will not eat as well as younger animals and will lose condition.



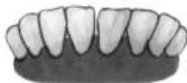
**A grade: under 1 year of age (only baby teeth)**



**B grade: 2½ years old (called a 6 tooth)**



**AB grade: 1 to 1½ years old (1 to 2 permanent incisors)**



**C grade: 2½ years old (called a full mouth)**



**B grade: 2 years old (called a 4 tooth)**



**C grade: worn and broken teeth of an old animal**

## **STOCK REGISTER**

Month: .....							
Camp	Date	M	F	Total B/F	Dead	Short	Slaugh- tered
<b>Total</b>							

Summary				
Species	Cattle		Sheep	
	M	F	M	F
<b>Total</b> (brought forward previous month)				
<b>Plus</b> (transferred)				
<b>Plus</b> (progeny)				
<b>Plus</b> (bought)				
<b>Plus</b> (found)				
<b>Subtotal</b>				



Species: .....							Breed: .....
Sold	Transferred		Progeny	Purchases	Found	Treatment	Total
	M	F					B/F

Summary					
Goats		Horses		Ostrich	
M	F	M	F	M	F

Month: .....							
Camp	Date	M	F	Total B/F	Dead	Short	Slaugh- tered
<b>Total</b>							

Summary				
Species	Cattle		Sheep	
	M	F	M	F
<b>Total</b> (brought forward previous month)				
<b>Plus</b> (transferred)				
<b>Plus</b> (progeny)				
<b>Plus</b> (bought)				
<b>Plus</b> (found)				
<b>Subtotal</b>				

Species: .....		Breed: .....					
Sold	Transferred		Progeny	Purchases	Found	Treatment	Total
	M	F					B/F

Summary					
Goats		Horses		Ostrich	
M	F	M	F	M	F

Month: .....							
Camp	Date	M	F	Total B/F	Dead	Short	Slaugh- tered
<b>Total</b>							

Summary				
Species	Cattle		Sheep	
	M	F	M	F
<b>Total</b> (brought forward previous month)				
<b>Plus</b> (transferred)				
<b>Plus</b> (progeny)				
<b>Plus</b> (bought)				
<b>Plus</b> (found)				
<b>Subtotal</b>				

Species: .....							Breed: .....
Sold	Transferred		Progeny	Purchases	Found	Treatment	Total
	M	F					B/F

Summary					
Goats		Horses		Ostrich	
M	F	M	F	M	F

Month: .....							
Camp	Date	M	F	Total B/F	Dead	Short	Slaugh- tered
<b>Total</b>							

Summary				
Species	Cattle		Sheep	
	M	F	M	F
<b>Total</b> (brought forward previous month)				
<b>Plus</b> (transferred)				
<b>Plus</b> (progeny)				
<b>Plus</b> (bought)				
<b>Plus</b> (found)				
<b>Subtotal</b>				

Species: .....		Breed: .....					
Sold	Transferred		Progeny	Purchases	Found	Treatment	Total
	M	F					B/F

Summary					
Goats		Horses		Ostrich	
M	F	M	F	M	F

Month: .....							
Camp	Date	M	F	Total B/F	Dead	Short	Slaugh- tered
<b>Total</b>							

Summary				
Species	Cattle		Sheep	
	M	F	M	F
<b>Total</b> (brought forward previous month)				
<b>Plus</b> (transferred)				
<b>Plus</b> (progeny)				
<b>Plus</b> (bought)				
<b>Plus</b> (found)				
<b>Subtotal</b>				



Species: .....							Breed: .....
Sold	Transferred		Progeny	Purchases	Found	Treatment	Total
	M	F					B/F

Summary					
Goats		Horses		Ostrich	
M	F	M	F	M	F

Month: .....							
Camp	Date	M	F	Total B/F	Dead	Short	Slaugh- tered
<b>Total</b>							

Summary				
Species	Cattle		Sheep	
	M	F	M	F
<b>Total</b> (brought forward previous month)				
<b>Plus</b> (transferred)				
<b>Plus</b> (progeny)				
<b>Plus</b> (bought)				
<b>Plus</b> (found)				
<b>Subtotal</b>				

Species: .....		Breed: .....					
Sold	Transferred		Progeny	Purchases	Found	Treatment	Total
	M	F					B/F

Summary					
Goats		Horses		Ostrich	
M	F	M	F	M	F

Month: .....							
Camp	Date	M	F	Total B/F	Dead	Short	Slaugh- tered
<b>Total</b>							

Summary				
Species	Cattle		Sheep	
	M	F	M	F
<b>Total</b> (brought forward previous month)				
<b>Plus</b> (transferred)				
<b>Plus</b> (progeny)				
<b>Plus</b> (bought)				
<b>Plus</b> (found)				
<b>Subtotal</b>				

Species: .....							Breed: .....
Sold	Transferred		Progeny	Purchases	Found	Treatment	Total
	M	F					B/F

Summary					
Goats		Horses		Ostrich	
M	F	M	F	M	F

Month: .....							
Camp	Date	M	F	Total B/F	Dead	Short	Slaugh- tered
<b>Total</b>							

Summary				
Species	Cattle		Sheep	
	M	F	M	F
<b>Total</b> (brought forward previous month)				
<b>Plus</b> (transferred)				
<b>Plus</b> (progeny)				
<b>Plus</b> (bought)				
<b>Plus</b> (found)				
<b>Subtotal</b>				

Species: .....							Breed: .....
Sold	Transferred		Progeny	Purchases	Found	Treatment	Total
	M	F					B/F

Summary					
Goats		Horses		Ostrich	
M	F	M	F	M	F

Month: .....							
Camp	Date	M	F	Total B/F	Dead	Short	Slaugh- tered
<b>Total</b>							

Summary				
Species	Cattle		Sheep	
	M	F	M	F
<b>Total</b> (brought forward previous month)				
<b>Plus</b> (transferred)				
<b>Plus</b> (progeny)				
<b>Plus</b> (bought)				
<b>Plus</b> (found)				
<b>Subtotal</b>				



Species: .....							Breed: .....
Sold	Transferred		Progeny	Purchases	Found	Treatment	Total
	M	F					B/F

Summary					
Goats		Horses		Ostrich	
M	F	M	F	M	F

Month: .....							
Camp	Date	M	F	Total B/F	Dead	Short	Slaugh- tered
<b>Total</b>							

Summary				
Species	Cattle		Sheep	
	M	F	M	F
<b>Total</b> (brought forward previous month)				
<b>Plus</b> (transferred)				
<b>Plus</b> (progeny)				
<b>Plus</b> (bought)				
<b>Plus</b> (found)				
<b>Subtotal</b>				

Species: .....		Breed: .....					
Sold	Transferred		Progeny	Purchases	Found	Treatment	Total
	M	F					B/F

Summary					
Goats		Horses		Ostrich	
M	F	M	F	M	F

Month: .....							
Camp	Date	M	F	Total B/F	Dead	Short	Slaugh- tered
<b>Total</b>							

Summary				
Species	Cattle		Sheep	
	M	F	M	F
<b>Total</b> (brought forward previous month)				
<b>Plus</b> (transferred)				
<b>Plus</b> (progeny)				
<b>Plus</b> (bought)				
<b>Plus</b> (found)				
<b>Subtotal</b>				

Species: .....							Breed: .....
Sold	Transferred		Progeny	Purchases	Found	Treatment	Total
	M	F					B/F

Summary					
Goats		Horses		Ostrich	
M	F	M	F	M	F

Month: .....							
Camp	Date	M	F	Total B/F	Dead	Short	Slaugh- tered
<b>Total</b>							

Summary				
Species	Cattle		Sheep	
	M	F	M	F
<b>Total</b> (brought forward previous month)				
<b>Plus</b> (transferred)				
<b>Plus</b> (progeny)				
<b>Plus</b> (bought)				
<b>Plus</b> (found)				
<b>Subtotal</b>				

Species: .....		Breed: .....					
Sold	Transferred		Progeny	Purchases	Found	Treatment	Total
	M	F					

Summary					
Goats		Horses		Ostrich	
M	F	M	F	M	F

<b>Herd/flock</b>					
	<b>Activity</b>	<b>Jan.</b>	<b>Feb.</b>	<b>Mrch.</b>	<b>Apr.</b>
1	Check records and fertility				
	M – male				
	F – female				
	Check breeding males for fertility				
2	Breeding season				
3	Birthing season				
4	Record and mark				
5	Weigh (optional)				
6	Dose (D)				
7	Vaccinate (V)				
8	Wean				
9	Licks				
	S – Summer				
	W – Winter				
10	Monitor veld and check fences	X	X	X	X



Herd/flock							
May	Jun.	Jul.	Aug.	Sep.	Oct.	Nov.	Dec.
X	X	X	X	X	X	X	X

Rainfall 20 . . . .						
	Jan.	Feb.	Mrch.	Apr.	May	Jun.
1						
2						
3						
4						
5						
6						
7						
8						
9						
10						
11						
12						
13						
14						
15						
16						
17						
18						
19						
20						
21						
22						
23						
24						
25						
26						
27						
28						
29						
30						
31						
<b>Total</b>						
<b>Average</b>						

Rainfall 20 . . . .						
	Jul.	Aug.	Sep.	Oct.	Nov.	Dec.
1						
2						
3						
4						
5						
6						
7						
8						
9						
10						
11						
12						
13						
14						
15						
16						
17						
18						
19						
20						
21						
22						
23						
24						
25						
26						
27						
28						
29						
30						
31						
<b>Total</b>						
<b>Average</b>						

<b>Provincial contacts for information on animal agriculture</b>		
<b>Province</b>	<b>Postal address</b>	<b>Telephone/Fax</b>
Eastern Cape	P/Bag X0040 Bisho 5600	Tel: 040 609 3475 Fax: 040 636 3555
Free State	P/Bag X02 Bloemfontein 9300	Tel: 051 506 1400 Fax: 051 448 6138
Gauteng	P/Bag X8769 Johannesburg 2192	Tel: 011 355 1900 Fax: 011 355 1000
KwaZulu-Natal	P/Bag X9059 Pietermaritzburg 3200	Tel: 033 3559 100 Fax: 033 3559 122
Limpopo	P/Bag X9847 Polokwane 0700	Tel: 015 295 7090 Fax: 015 295 7046
Mpumalanga	P/Bag X11219 Nelspruit 1200	Tel: 013 766 6068 Tel: 013 741 5067 Fax: 013 766 8445
Northern Cape	P/Bag X5018 Kimberley 8300	Tel: 053 838 9102 Fax: 053 831 3635
North West	P/Bag X2039 Mmabatho 2735	Tel: 018 389 5146 Fax: 018 389 5722
Western Cape	P/Bag X1 Eisenburg 7607	Tel: 021 808 5220 Fax: 021 808 5407

<b>Provincial veld and forage contact persons</b>		
<b>Province</b>	<b>Contact person</b>	<b>Telephone/e-mail</b>
Eastern Cape	Wiseman Goqwana	Tel: 043 683 1240 Cell: 082 200 3621 wiseman@dohne1.agric.za
Free State	Izak Venter	Tel: 051 861 1159 Cell: 083 651 4420 izak@glen.agri.za
Gauteng	Ernst Erasmus	Tel: 011 355 1228 Cell: 082 573 9273 ernst.erasmus@gauteng.gov.za
KwaZulu-Natal	Erika van Zyl	Cell: 082 321 3960 vanzyle@durs.kzntl.gov.za
Limpopo	Jorrie Jordaan	Tel: 014 736 2251 Cell: 082 829 5449 jordaanj@agricho.gov.za
Mpumalanga	Pauline Nel	Tel: 017 811 5811 pauline@nooitgd1.agric.za
Northern Cape	Hannes Gerber	hgerber@upagri.ncape.gov.za
North West	Franci Jordaan	Tel: 018 299 6702 francij@potch1.agric.za
Western Cape	Anneline Swanepoel	Tel: 021 808 5321 annelenes@elsenburg.com

<b>Suppliers of service and equipment</b>		
<b>Supplier</b>	<b>Telephone/Fax</b>	<b>Equipment</b>
GOVERNMENT DLAMINI	Cell: 079 660 0754 Fax: 012 322 6663	Custom made fire irons
IDENTIPET	Tel: 011 957 3455/6 Fax: 011 957 2784 info@identipet.com	Microchip identification ostrich, wildlife, livestock
LION BRIDGE	Tel: 012 322 7162	Full range of branding and tattooing equipment
NIPPY BRAND	Tel: 084 5811 599 Fax: 082 330 5917 www.geocities.com/nippy-brand	Branding iron set that connects to a car battery
RAU easy farming	Tel/Fax: 058 8631735	Immobilisers, branding ovens, letters, dehorning irons and neck clamps
SA Vet	Tel: 012 662 3640/1	Full range of branding and tattooing equipment
TAL-TEC	Tel: 012 250 2188	Full range of branding equipment, immobiliser and animal handling facilities
TECHNO TRADING	Tel/Fax: 012 3323393	Immobilisers, branding oven, branding irons, portable handling kraals

<b>Auctioneering agents/Important organisations</b>		
<b>Agent</b>	<b>Area</b>	<b>Telephone</b>
Andre Kock & Son	Free State, Mpumulanga, Northern Cape, North-West Province	Cell: 082 333 0910 (André Kock)
Clive Garden Auctioneers	National and neighbouring countries	Cell: 082 892 8430
Eliot Brothers	Eastern Cape only	
Elite Auctioning Company	North-West Province	Cell: 082 333 7567 (Jan Schabort)
Epla Marketing (Pty) Ltd	Eastern Cape, Free State, Northern and Western Cape	Tel: 046 622 4724 (Paul Hobson)
Karoo-Ochse	National and International	Cell: 082 574 4220 (Johan)
R&M KZN	KwaZulu-Natal	
SAFLA-MB (South African Federation of Livestock Auctioneers and Meat Brokers)	National	Tel: 012 348 5111
SAMIC (South African Meat Industry Company)	National	Tel: 012 361 4545 (Manie Booyens)
Sheard Auctioneers	Eastern Cape	Cell: 045 843 1722 (Chris)
Stock Owners	KwaZulu-Natal and Eastern Cape	Cell: 033 330 7470 (Joffs Coni)
Vleissentraal	National	Tel: 012 348 5111 (Pieter)

<b>Market linkage facilitators</b>		
<b>Agent</b>	<b>Area</b>	<b>Telephone/Fax</b>
AGRILINK 11 Project/EM & I	Eastern Cape, KwaZulu-Natal, Limpopo, North-West Province	Tel: 011 518 0000
Ebony Consulting Inter Africa	National	Tel: 011 802 0015 (Andrew Makenete)
Mohair SA	National	Tel: 041 487 1386 Fax: 041 487 1336
NAMC (National Agricultural Marketing Council)	National	Tel: 012 341 1115 Fax: 012 341 1811/1911
NERPO (National Emergent Red Meat Producers' Organisation)	National	Tel: 012 348 1933 <i>or</i> 012 361 9127 (Oupa Mathebula)
NWGA	National	Tel: 041 365 5030 Fax: 041 365 5035
RPO	National	Tel: 012 348 5111 Fax: 012 348 1379
SAMIC (South African Meat Industry Company)	National	Tel: 012 325 4545 Cell: 082 252 1293 (Manie Booysens)



**The Animal Identification Act, 2002  
(Act No. 6 of 2002) makes it compulsory for  
all livestock owners to apply for a registered  
Identification Mark from the Registrar of  
Animal Identification**

**HOW TO REGISTER AN IDENTIFICATION  
MARK**

- Get the application form from extension officers of provincial departments of agriculture, magistrate's offices, stock-theft units of the SAPS or from the Registrar of Animal Identification.
- There is a registration fee to be paid.
- Buy a revenue stamp at a post office for the correct amount and paste it onto the application form. Then post the application form to the Registrar.
- Address the envelope to:  
The Registrar of Animal Identification  
Private Bag X138, Pretoria 0001
- Contact numbers:  
012 319 7611      012 319 7431  
012 319 7432      012 319 7433

## CONTACT DETAILS

### Physical address

Directorate: Animal and Aquaculture Production  
1<sup>st</sup> Floor, Delpen Building  
Cor Annie Botha and Union Streets  
Riviera, Pretoria

### Postal address

Private Bag X138  
Pretoria  
0001

**Tel:** +27 12 319 7662

**Fax:** +27 12 319 7570

**E-mail:** PA.DAAP@nda.agric.za

**Website:** [www.nda.agric.za](http://www.nda.agric.za)



